



IN THE MOMENT

Sundance® Spas

MOMENTS

Best spent with
people you love

It's one of the best feelings
in the world. As you sink
into the soothing waters of
a Sundance® spa, everything
melts away, leaving only an
exceptional moment.

We call it the Sundance® hug.





MOMENTS Playful



Your place for sharing good times, anytime

MOMENTS Unforgettable



Experiences you'll talk about for years





MOMENTS Peaceful



A space to relax and reset

MOMENTS Enduring

For over 45 years, we've been at the forefront of crafting exceptional products, designed to help create meaningful connections.

Where family and friends gather for decades





FEEL THE

Sundar

dit

Sundance® makes it so easy to enjoy more feel-good moments in your spa. Pushing the boundaries in jet technology to deliver amazing hydromassage, simplifying clear water, and combining beautiful design with solid craftsmanship—all part of the Sundance® legacy.

nce®

erence

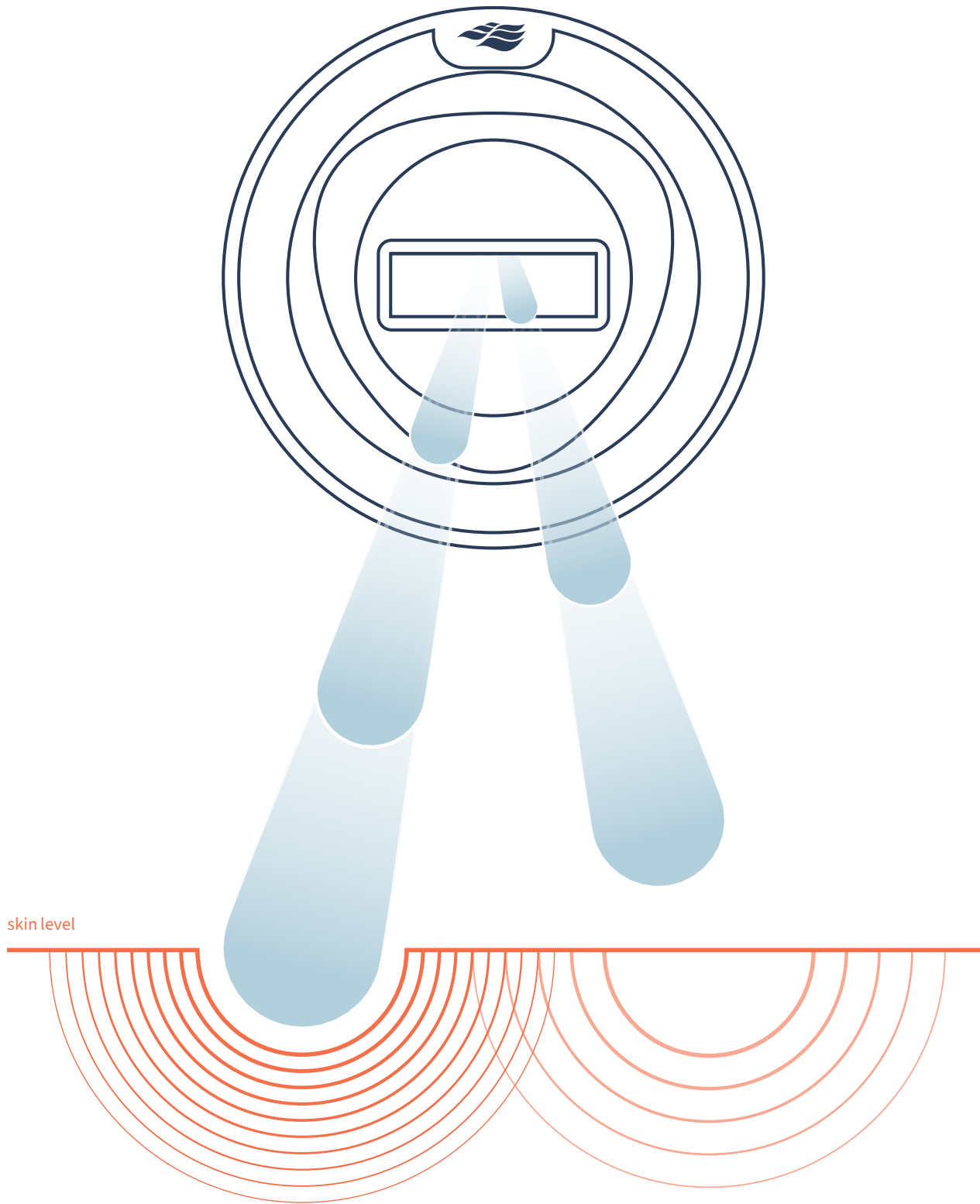
FLUIDIX® Technology behind it all

Our patented Fluidix® technology, developed with the global leader in fluid dynamics, manipulates air and water to create unique massage actions.

No moving parts, so they won't clog or wear out

The latest innovation in hydromassage technology brings a powerful percussive massage to your Sundance® Spa with the Fluidix® PT™ Jet.

This exclusive jet blends percussive therapy with 360-degree rotation. It mimics the action of a massage gun and pinpoints specific muscles on the back for a completely personalized massage. Available exclusively on the 880™ Series.



VERSATILITY


Your ideal hydromassage

All Sundance® spas deliver a variety of distinctly satisfying hydromassage types, powered by precision-engineered jets and patented technologies.

Maximum performance and versatility


Percussive Therapy

Percussive streams of water that rapidly alternate for an invigorating, deep-tissue, adjustable massage.




Relaxation

An air-only, soft-tissue massage mimics the subtle touch of fingers rubbing and patting the body.




Muscle Release

Unique motion creates the sensation of fingers and thumbs firmly working into your muscles, increasing circulation and promoting overall relaxation.




Deep-Tissue

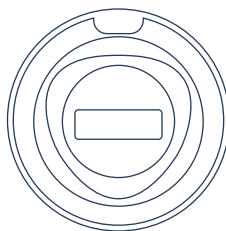
Powerful water streams simulate strong hands deeply kneading large muscle groups to reduce tension and discomfort.



Pressure Point

Focused streams imitate firm fingers activating vital acupressure points to release strain and stimulate the body's energy.

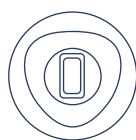




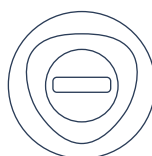
Fluidix® PT™ Jet
Percussive streams alternate for a deep-tissue massage; jet face adjusts 360 degrees.



Silent Air® Injector Jet
A small, gentle stream of bubbles also diffuses SunScents™ Aromatherapy.



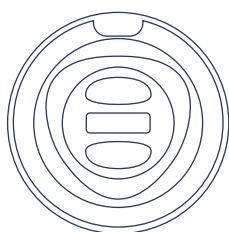
Fluidix® ST™ Jet
Focused, muscle-release jet stream adjusts for intensity and pressure.



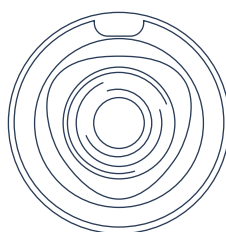
Fluidix® Reflex™ Jet
Adjustable, back-and-forth Swedish-style massage for circulation and relaxation.



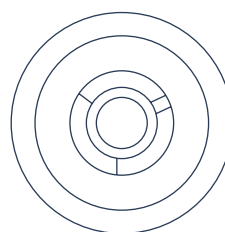
Fluidix® Nex™ Jet
Adjusts to relieve neck tension and strain in small muscles.



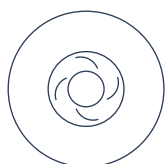
Fluidix® Intelli-Jet™
Adjustable water flow oscillates for a deep-tissue massage.



Vortex™ Jet
Adjustable rifling action creates a swirling high-and-low impact.



Whirlpool Jet
Vigorous, deep-tissue massage that is adjustable.



Mini Vortex™ Jet
High/low-impact targeted stream with rifling action, also adjustable.



Accu-Pressure™ Jet
Deep-tissue massage to relieve muscle tension and joint pain.



Focus Relief® Jet
Bubbles create a deep-tissue massage or effervescence for soft tissue.



SMT™ Micro Jet
Small, targeted massage to ease neck tension.




Adjustable Accu-Pressure™ Jet
Deep-tissue massage action that you control.



EXPERIENCES

Designed with you in mind

Each of our ergonomically designed seats offers a unique massage experience, with jets precisely placed to target different muscle groups. Choose the perfect seat and relax, as the warm water embraces you.




Accu-Ssage™

Stimulates acupressure points to relieve discomfort.
Customized massage pressure for your upper and lower back.



Sports

Configured specifically to relieve tension and reduce muscle soreness in the neck, shoulders, and back.



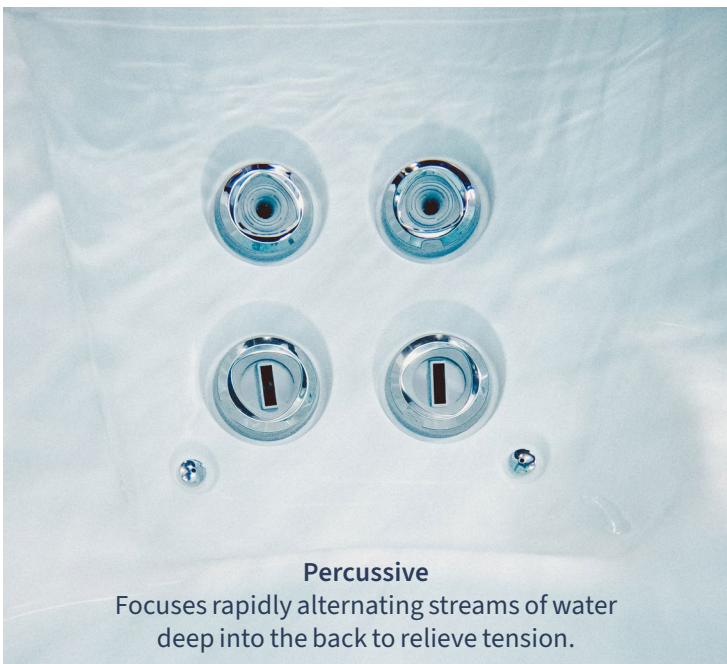
Swedish

Creates a deeply relaxing sensation with its distinctive kneading motion.



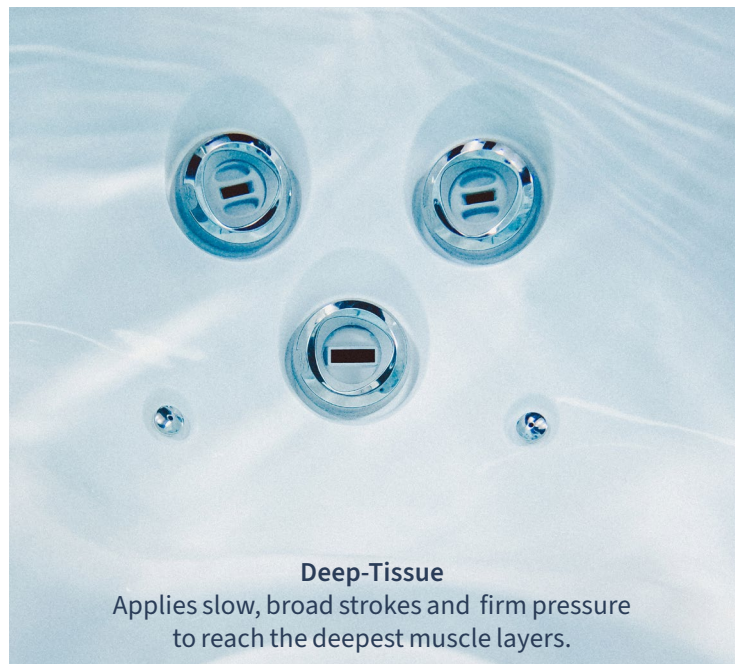
Full Body

Combines Swedish massage with a soft-tissue massage on the legs to soothe the lower body.



Percussive

Focuses rapidly alternating streams of water deep into the back to relieve tension.



Deep-Tissue

Applies slow, broad strokes and firm pressure to reach the deepest muscle layers.

WATER

The perfect setting

We take the work out of water care with industry-leading filtration, advanced active oxygen water treatment, and the new Spa Sense™ system for automated water testing and reporting. It all lets you focus on what truly matters—relaxing and enjoying.

Brilliant steps for cleaner water



MICROCLEAN[®]

Filtered water

Every Sundance[®] spa comes with a best-in-class MicroClean[®] filtration system that works to ensure the water is always ready when you are.

Step into sparkling water.

SlipStream™ Skimmer

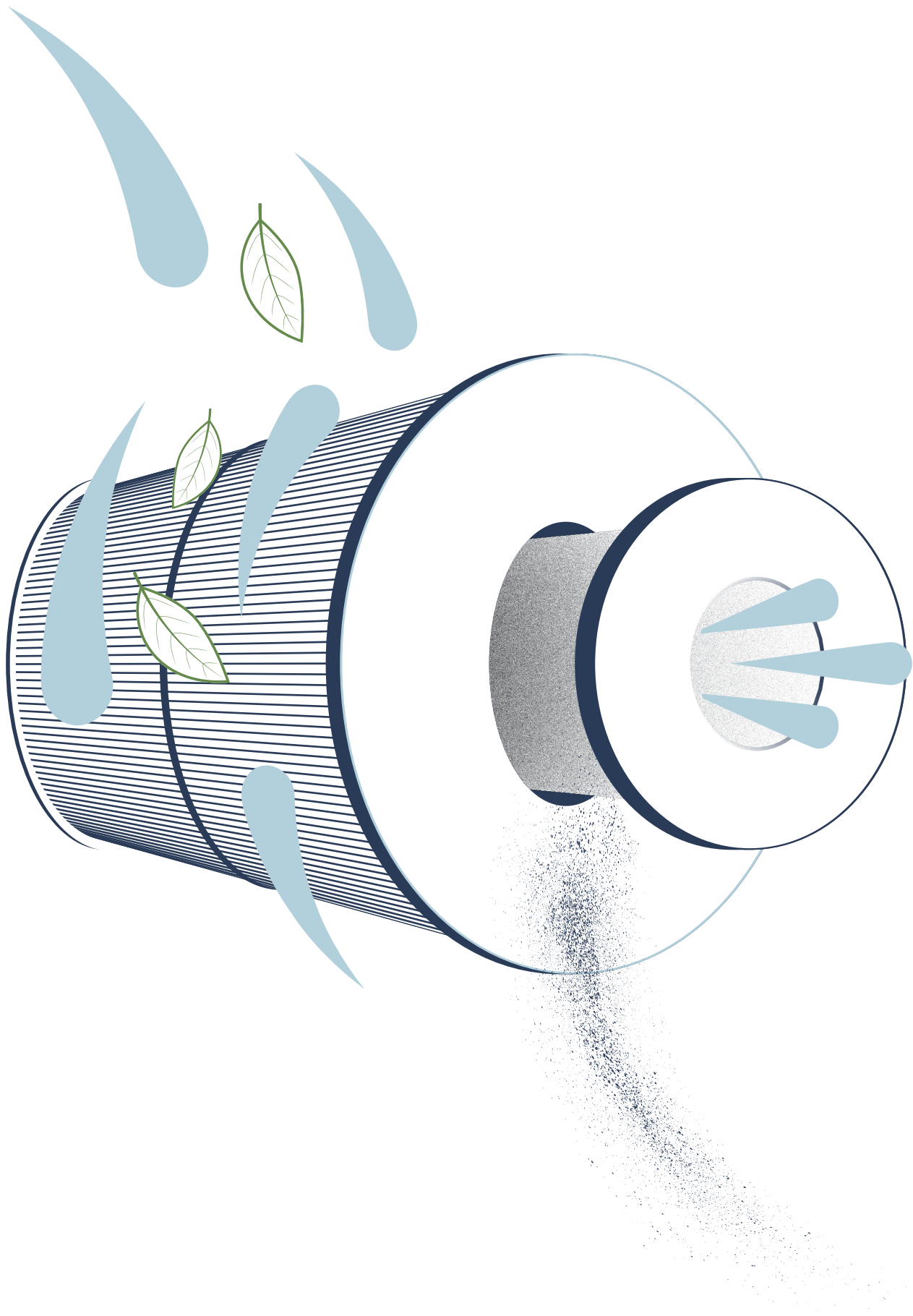
The extra-wide weir gate floats along with the water level to “skim” more debris than standard systems and prevent buildup.

Proprietary Horizontal Filter

Unlike a typical vertical filter, the horizontal position of our pleated filter allows more water to flow through the filter.

Interior Filter

At the heart of the system is an ultra-filtration core liner that removes even the tiniest of unwanted particles.



CLEARRAY®

Clean¹ water, simplified

Powerful active oxygen molecules are unlocked for a hands-free approach to water care that works harder and cleans¹ longer.

Keeping it simple and effective

Filtered Water

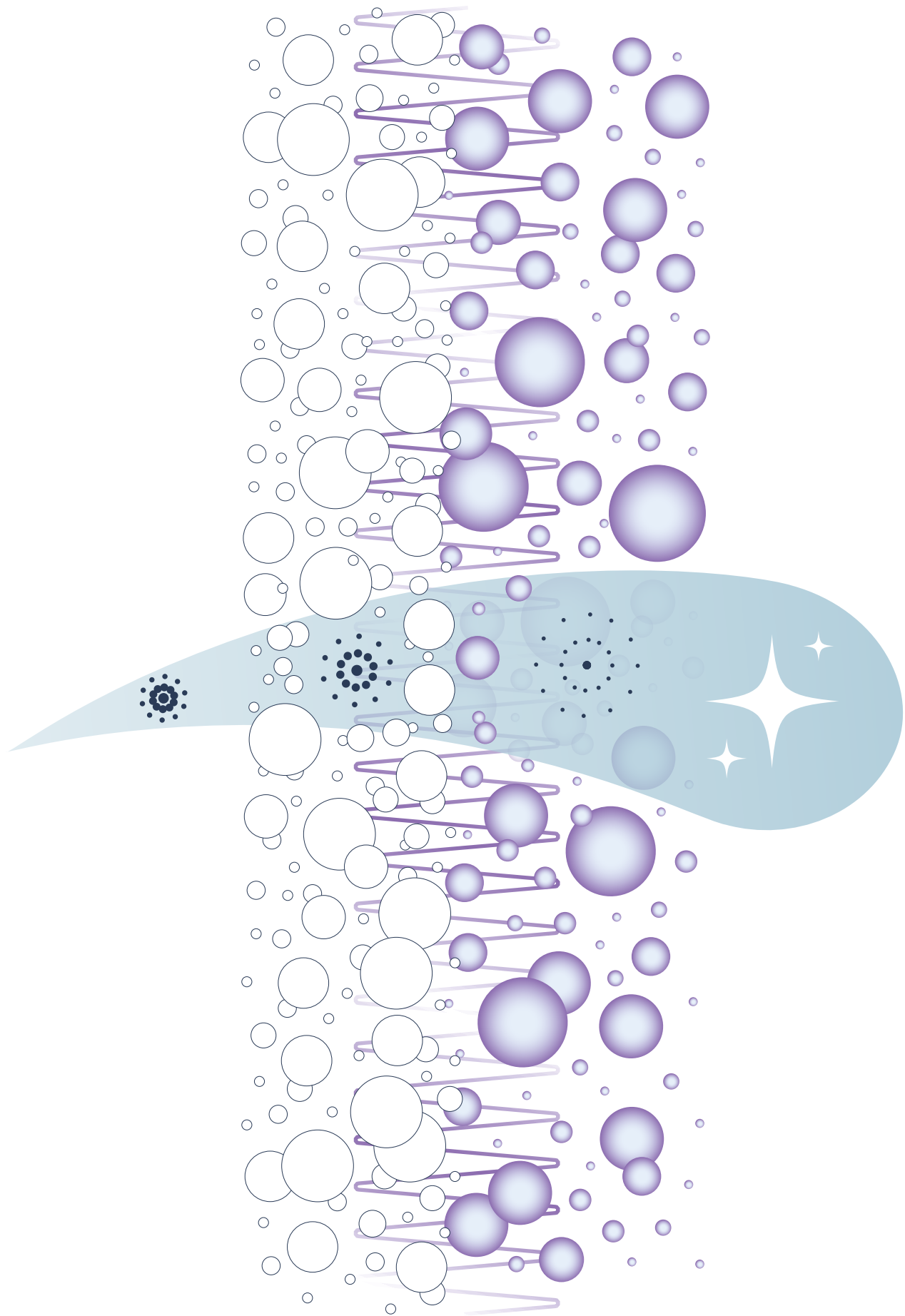
The MicroClean® Filter converts water passing over the weir gate into filtered water.

UV-C

The UV-C light unlocks active oxygen molecules.

Active Oxygen

The active oxygen molecules clean¹ the water, so your spa is ready to enjoy anytime.



SPA SENSE™

Maintain perfect balance

Take the work out of water care with Spa Sense™, our new built-in water sensor for automatic chemistry testing and personalized reporting, fully integrated with your SmartTub® app.

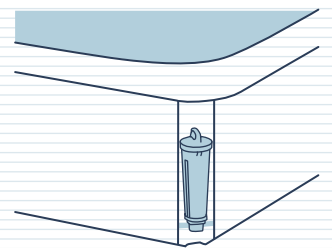
Water care without hours of your care

No More Test Strips

Stop struggling with confusing, outdated, color-coded test strips. Spa Sense™ recognizes your exact spa model and provides precise recommendations of what product and how much to add.

Microfluidics Chip Sensing

This cutting-edge microfluidics technology provides one of the most accurate water testing systems available, simplifying water care from day one and long beyond.



Fully Integrated

Spa Sense™ is fully integrated, with convenient access at the front corner of your spa. Simply swap the testing cartridge every three months.



10:14

5G

Spa Sense™



Recommendations

Pre-mix and pour 1 tablespoon of Granular pH minus. >



pH Level
7.9



Alkalinity
131



Free Chlorine
0.9



Cartridge
73



Settings



Order Chemicals

Last reading: 12/23/2024 07:06am



SMARTTUB®

Enjoyment made easy

Our patented, industry-first SmartTub® system provides remote monitoring and control through phones, smart devices, and Siri®, Alexa®, and Google Assistant® wearables anywhere in the world.¹ All with software updates and a cellular connection that's simpler and more reliable than Wi-Fi.

Tap into total relaxation.

Control


You can adjust temperature, jets, and lights, and lock down your spa to prevent usage.

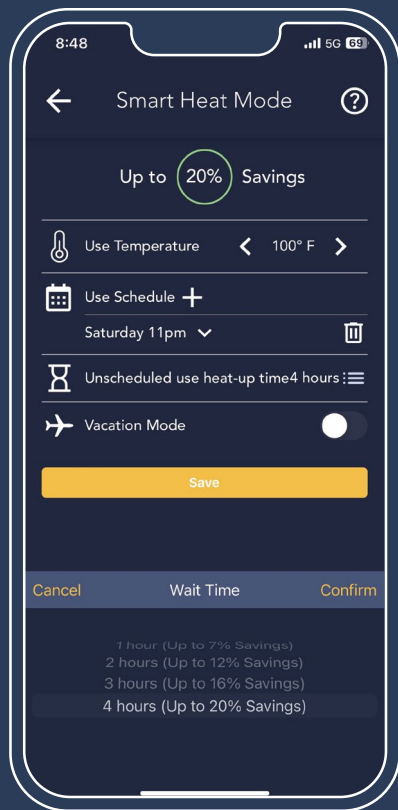
Set up your own automated usage schedule, receive alerts, and check your hot tub status, whether you're at home or on the go.

Convenience

SmartTub® provides remote monitoring and control anywhere in the world through smart phones, smart devices, and wearables. You can also track energy usage reports and enjoy new features, which are updated automatically. Plus, SmartTub® performs daily diagnostic checks to help ensure peak performance.

¹ Siri, Alexa, and Google Assistant are registered trademarks of their respective owners.





SMARTTUB®

Energy efficiency

Smart Heat Mode helps you optimize savings by using your hot tub in the most energy-efficient way possible, such as heating hot tub water during off-peak hours. It lets you monitor, track, and customize spa usage, and can reduce standby power up to 25%.

SmartTub® also dynamically calculates and displays real-time savings and includes a one-touch Vacation Mode that automatically minimizes water heating while you're away.

Peace of Mind

With SmartTub®, you can connect via cellular and use Wi-Fi as a backup. It chooses the best connection for you and switches when needed to ensure you have reliable connectivity in all environments and situations.

Integrated sensors send automatic alerts to you and your dealer if your spa needs attention. It can also detect power outages, to help protect against freezing or overheating. SmartTub® will even send maintenance reminders to keep your spa running optimally for years.

Enhanced 24/7 Monitoring

Increase security and savings with our new wireless sensor package, including three sensors that trigger real-time alerts.

The Fill Sensor saves time by detecting when your hot tub has finished filling, draining, or when water level is too low. The Cover Sensor detects when the cover is open so you don't run up your heating bill. The Water Sensor protects your investment by detecting when water is near sensitive spa equipment.



CRAFTED

Enduring quality

From innovative features, progressive technologies, and iconic designs to the smallest details and finishing touches, there's enduring quality in every aspect of a Sundance® spa.

Generations of joy start here.

Rigid Bond™ Shell

Our proprietary shell manufacturing process strengthens the acrylic and increases its ability to retain heat.

Efficient Heater

The premium titanium element¹ transfers heat to the water with thermal efficiency.

SunStrong® Cover

Our lightweight cover fits properly to protect your spa from heat loss and debris.

Cabinetry

Our proprietary cabinetry is both durable and low-maintenance.

Full Insulation

Reduces the energy required to run your spa, while offering protection from air, moisture, and sound.

Tool-free Access

Reach critical spa components, including the drain, without tools, to save time and simplify maintenance.

Synthetic Base

Provides a solid foundation that's impervious to moisture and other natural elements.



INNOVATION

For over four decades

Sundance® has a reputation for innovation and a history of industry firsts. Others try to imitate, but no other company can match the Sundance® brand when it comes to delivering a phenomenal spa experience.

Innovation that never stops

The Sundance® History of Industry Firsts

1979

Sundance® Spas opened the first manufacturing facility in Costa Mesa, California

1980

First to incorporate recessed jets for comfort

1984

Applied electronic technology to spa control systems

1985

High-volume Whirlpool Therapy Jet

1986

Silent Air® System and Slipstream™ Skimmer

1987

Built-in assist bars for easy access

1988

Constructed durable Rigid Bond™ Shell

1991

Accu-Ssage™ Therapy Seat became standard on all models

SEE PAGE 17

1992

Integrated SunScents™ Aromatherapy Dispensing System

SEE PAGE 15

1993

Developed Electronic Topside pH and ORP Monitoring System

1995

Introduced Intelli-Jet™ Variable/Adjustable Hydrotherapy Jets

1999

Premiered ISO-Pure Salt Water Management System

2001

Introduced patented Fluidix® Jets with water & air fluid dynamics

SEE PAGE 12

2002

Integrated MicroClean® Water Filtration System

SEE PAGE 20

2003

Launched Fluidix® Intelli-Jet™

SEE PAGE 15

2005

Dynamic Flow™ Circulation Pump moves water 5x faster with less energy

2012

ClearRay® System, the first in-line UV, standard on all models

2018

Proprietary SmartTub® System, the only cellular controlled spa

SEE PAGE 26

2020

Innovated ClearRay Active Oxygen® System

SEE PAGE 22

2024

Integrated wireless charger. Fluidix® PT™ Jet delivers percussive therapy

SEE PAGE 12

2025

Launch of Sundance® Swim Spas. Spa Sense™ automatic water testing and recommendations

SEE PAGES 54, 24





FIND THE

Sundar



Consider the variety of designs,
features, seating, and size options,
and choose your favorite model.

nce[®]

pro

that's
right
for you



A photograph of a man with grey hair relaxing in a hot tub. The hot tub is white with a stone-patterned base. In the background, there is a stone wall and a building with a glass facade.

980™ Series

Make a bold statement
with a superbly crafted spa,
rich with features that are
ideal for entertaining or
simply relaxing.

980

980™ Features

Experience

Patented Fluidix® Jets and up to 10 Massage Varieties

Specialty Silent Air® Injector Jets

Focus Relief® Jets

Upgraded Accu-Ssage™ Therapy Seat

Spacious Seats with LED Lighting

SunScents™ Aromatherapy, Scents Sold Separately

Glass Touch Control for Easy Use, Day or Night

SmartTub® System

Integrated BLUEWAVE® Stereo

Clear Water

Dynamic Flow™ Circulation Pump

SlipStream™ Skimmer

MicroClean® Ultra Filtration System

ClearRay Active Oxygen® System

ClearRay® On-Demand

Craftsmanship

Robust Synthetic Base

3-Layer RigidBond® Shell

SunStrong® Extreme Cover

Geometric Exterior Cabinetry

Tool-Free Cabinetry

Exterior Lighting

Low Profile for Easy Entry and Exit

Lounge Deck with SunCooler™ Cold Storage Areas

Options

EcoWrap® Insulation



Insulated Storage Cooler
Integrated into the lounge deck, the SunCooler™ cold storage area puts your beverages within easy reach.

Interior Lighting
LED strip lights add ambience by illuminating each of the spacious seats, and make it safer and easier to enter and exit your spa.

Lounge Deck
The beautiful lounge deck provides more room to sit and socialize with the special people in your life.

Geometric Cabinetry
The stylish, visually appealing exterior cabinetry has architectural corner lighting that emphasizes key design elements.


Kingston™

7'8"x8'4"x2'10" ft / 234x254x86 cm



Claremont®


7'8"x8'4"x2'10" ft / 234x254x86 cm



Acrylic




Platinum



Celestite



Travertine
(matte)




Monaco



Midnight

Cabinetry



Coastal



Mahogany

All specifications are subject to change without notice. Spa dimensions are approximate and shown in L x W x H. The images are for layout reference; they do not reflect acrylic options. Please see the Sundance® Spas Specification Handbook for additional details.





880™ Series

We reimagined our all-time, best-selling spas with even more amazing features and an ideal hydrotherapy experience. The result: a completely new, best-of-everything family gathering place.

880

880™ Features

Experience

Patented Fluidix® Jets and up to 10 Massage Varieties

Specialty Silent Air® Injector Jets

Accu-Ssage™ Therapy Seat

PT™ and Focus Relief® Jets

Touch Control with Color Screen

SunScents™ Aromatherapy, Scents Sold Separately

Clear Water

Dynamic Flow™ Circulation Pump

SlipStream™ Skimmer

MicroClean® Ultra Filtration System

ClearRay Active Oxygen® System

ClearRay® On-Demand

Craftsmanship

SunStrong® Steel Frame

Robust Synthetic Base

3-Layer RigidBond® Shell

SunStrong® Cover

SunSide® Cabinetry

Tool-Free Cabinetry

Exterior Lighting

Dual-Purpose Beverage Concierge Filter Lid

Illuminated Grab Bars

Options

Spa Sense™ System

Entertainment Package with Stereo and Wireless Charger

EcoWrap® Insulation

SmartTub® System

SunStrong® Extreme Cover



MicroClean® Ultra Filtration
Get crystal-clear water with our distinctive MicroClean® Ultra Filtration system, which combines pleated and spun fibers to deliver an impressive 130 square feet of filtration.



SunScents™
SunScents™ Aromatherapy infuses the water with different fragrances that work to calm your mind, invigorate your mood, and boost your energy level.



Focus Relief® Jets
Experience the balance of relaxation and relief with our Focus Relief® Jets. This air-infused jet system delivers the perfect deep- or soft-tissue massage, while its Silent Air® injector infuses the water with your choice of scent.



Entertainment Package
Set the mood with music from the new stereo system. Two premium 5-inch speakers and an 8-inch subwoofer provide superior sound quality, while the wireless inductive phone charger lets you remove call and text distractions for a totally immersive experience.

Aspen®

7'5"x9'2"x3'4" ft / 226x280x102 cm



Optima®

7'5"x7'5"x3'1" ft / 226x226x94 cm



Cameo®

7'5"x7'5"x3'1" ft / 226x226x94 cm



Vistamar®

7'x7'x3'1" ft / 213x213x94 cm



Altamar®

7'x7'x3'1" ft / 213x213x94 cm



Marin®

6'4"x7'7"x2'10" ft / 193x231x87 cm



Capri®


5'9"x6'10"x2'6.5" ft / 175x208x78 cm



Acrylic




Platinum




Celestite



Travertine
(matte)



Monaco




Midnight


Cabinetry



Windy Oak



Flint Gray



Ironwood

All specifications are subject to change without notice. Spa dimensions are approximate and shown in L x W x H. The images are for layout reference; they do not reflect acrylic options. Please see the Sundance® Spas Specification Handbook for additional details.



A photograph of a Sundance Spa 780 Series hot tub. The hot tub is white with a grey textured panel on the side. It is situated on a stone patio in a backyard with green grass and bushes in the background. A small white label on the side of the hot tub reads "Sundance Spas".

780™ Series

From patented Fluidix®
Jets to premium cabinetry,
you can check all the boxes
with a 780™ Series spa—for
memories that matter.

780

780™ Features

Experience

Patented Fluidix® Jets and up to 6 Massage Varieties

Swedish Massage Seat

Accu-Pressure™ Therapy Seat

Streamlined and Illuminated Digital Control Panel

Clear Water

Dynamic Flow™ Circulation Pump

SlipStream™ Skimmer

MicroClean® Filtration System

ClearRay Active Oxygen® System

ClearRay® On-Demand

Craftsmanship

Robust Synthetic Base

3-Layer RigidBond® Shell

SunStrong® Cover

SunSide® Cabinetry

Tool-Free Cabinetry

Integrated Exterior LED Indicator Light

Exterior Lighting

Options

Spa Sense™ System

BLUEWAVE® Stereo

SmartTub® System

EcoWrap® Insulation

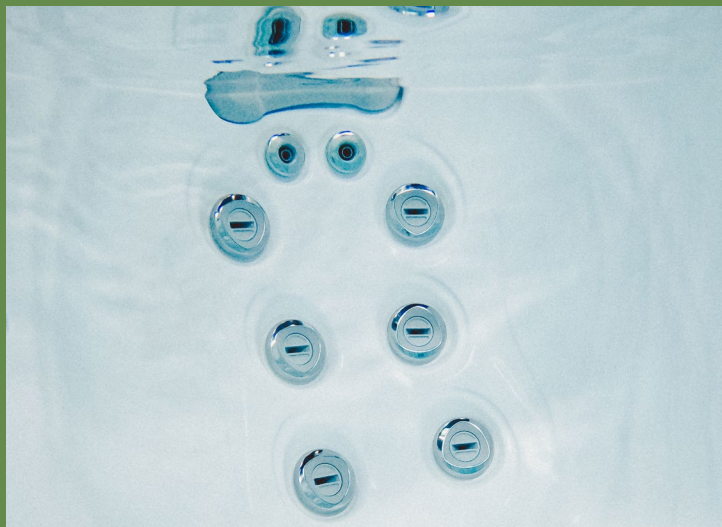
SunStrong® Extreme Cover



MicroClean® Filtration System
Get crystal-clear water with our distinctive MicroClean® Filtration system, which combines pleated and spun fibers to deliver an impressive 120 square feet of filtration.



SunSide™ Cabinetry
Available in a range of on-trend colors, the stylish, contemporary cabinetry is tool-free and UV-treated, for fade resistance and protection from sun damage.



Fluidix® Jets
Utilizing a unique blend of air and water, our patented Fluidix® Jets have been strategically positioned across six distinct massage seats. Experience the ultimate in customizable relief and tailored comfort as you unlock the full potential of adjustable massage.



Illuminated Waterfall
Multicolored LED lights illuminate the waterfall as it gracefully arcs into the water, enhancing the peaceful ambience.

Chelsee®

7'5"x7'5"x3'1.5" ft / 226x226x96 cm



Hamilton™

7'5"x7'5"x3'1.5" ft / 226x226x96 cm



Bristol®

7'x7'x3'1.5" ft / 213x213x96 cm



Montclair™

6'3"x7'7"x2'10.5" ft / 191x231x88 cm



Dover™


5'9"x6'10"x2'7" ft / 175x208x79 cm



Acrylic




Platinum




Celestite



Travertine
(matte)



Monaco



Midnight


Cabinetry



Brushed
Gray



Vintage
Oak



Modern
Hardwood

All specifications are subject to change without notice. Spa dimensions are approximate and shown in L x W x H. The images are for layout reference; they do not reflect acrylic options. Please see the Sundance® Spas Specification Handbook for additional details.





680™ Series

It's easy to love a 680™ Series spa, and not only for the fun and relaxing moments. You'll also appreciate its crystal-clear water, features like attractive cabinetry with exterior lighting, and superior durability.

680

680™ Features

Experience

Up to 6 Adjustable Massage Options

Proprietary Jets

Simplified Control Panel

Clear Water

Slipstream™ Skimmer

MicroClean® Mini Filtration System

ClearRay® UV-C Technology

Craftsmanship

Robust Synthetic Base

3-Layer RigidBond® Shell

SunStrong® Cover

Tool-Free Cabinetry

Exterior Lighting

Options

SunStrong® Extreme Cover

SmartTub® System


ClearRay Active Oxygen® System



MicroClean® Mini Filtration
Get crystal-clear water with our distinctive MicroClean® Mini Filtration system, which combines pleated and spun fibers to deliver 75 square feet of filtration.



Cabinetry
The stylish, tool-free cabinetry makes maintenance and servicing a breeze, helping to extend the lifespan of your 680™ Series spa.



SlipStream™ Skimmer
Extra-wide weir gate floats with the water level to skim more buildup-producing debris than standard filtration systems.



Waterfall
The waterfall flows into the spa, creating a calming sound and a relaxed atmosphere. Included on select models.

McKinley®

7'5"x7'5"x3' ft / 226x226x92 cm



Ramona®

7'5"x7'5"x3' ft / 226x226x92 cm



Edison®

7'x7'x3' ft / 213x213x92 cm



Peyton™

7'x7'x3' ft / 213x213x92 cm



Prado®

6'8"x6'8"x2'9" ft / 203x203x84 cm



Alicia™


5'9"x6'8"x2'9" ft / 175x203x84 cm



Acrylic




Platinum



Celestite



Travertine
(matte)



Monaco




Midnight

Cabinetry



Slate



Graphite

All specifications are subject to change without notice. Spa dimensions are approximate and shown in L x W x H. The images are for layout reference; they do not reflect acrylic options. Please see the Sundance® Spas Specification Handbook for additional details.



Introducing

Sundara Swim

A high-angle photograph of a Sundance Swim Spa on a wooden deck. The spa is filled with clear water and has several jets visible. A cooler with drinks is on the deck next to it, and a yellow and white striped inflatable ring is partially visible in the top right corner. The scene is bright and sunny.

Refreshing summer dip? Cozy winter retreat? Sundance[®] Swim Spas can do both, plus so much more.

nce[®]

spa

SWIM SPA

All seasons, all reasons



Best-in-Class Water Filtration
Our distinctive MicroClean® Filtration system and active oxygen water treatment take the work out of water care so you can focus on fitness and fun.

Unparalleled Hydromassage
Enjoy the signature Sundance® massage on every swim spa seat and dual lounge, as dedicated massage pumps power our patented Fluidix® Jets.



The Swim Spa that Does It All
Swim or soak year-round with built-in equipment and convenient temperature control. Whether it's the fun-loving Stream™ or the exceptional swim of the Surf™, we've thought of everything—including storage for goggles and toys.



SUNDANCE®

Relaxation

Family time

Fitness

Play

Swim Spas





Surf™ Series

The Surf™ Series features an extra-wide swim lane powered by two ultra-powerful, dedicated swim pumps. The controllable current offers an unparalleled swim experience your family can indulge in, all year long.

Surf

Surf™ Features

Swim

Swim Selector Control

2 Dedicated Swim Pumps

2 Wide-Stream Surf™ Swim
Jets + 2 Lane-Extender Jets

2 Buoyancy Jets

2 Lane-Balancing Jets

Stainless Steel Swim Bar

Experience

Patented Fluidix® Jets and
up to 6 Massage Varieties

Dual Full-Body Lounges
with Swedish Massage

Accu-Sage™ Therapy Seat

Percussive Therapy Seat

Illuminated Waterfall

Touch Control with Color
Screen

Clear Water

Slipstream™ Skimmer

MicroClean® Ultra Filtration
System

ClearRay Active Oxygen®
System

Craftsmanship

SunStrong® Frame

3-Layer RigidBond® Shell

SunSide® Tool-Free
Cabinetry

Exterior Lighting


Convenient Storage Bins

Options

SmartTub® System

Sundance® Fitness Kit

2nd Auxiliary 3kW Heater



Enhanced Swim System

Built with the serious swimmer in mind—but enjoyable for the entire family, the Surf™ Series features two dedicated swim pumps and a 10-speed swim selector control within easy reach, ensuring everyone can find their perfect pace.

Extra-Wide Swim Lane


The Surf™ Series 17 features an extra-wide swim lane with an open swim tank, giving you plenty of room to swim comfortably. Two-lane extender jet creates a full-body current so you can take advantage of the whole swim tank.

Custom Control Panel Location

Design your spa exactly how you want it! The touchscreen control panel can be placed on either side of the swim spa, perfectly tailored to your backyard.

Surf™ 17

7'8"x17'4"x4'5" ft / 234x528x135 cm



Acrylic



Porcelain Platinum Celestite

Cabinetry



Windy Oak Flint Gray Ironwood

All specifications are subject to change without notice. Spa dimensions are approximate and shown in L x W x H. The images are for layout reference; they do not reflect acrylic options. Please see the Sundance® Swim Spas Specifications for additional details.



g



Stream™ Series

The Stream™ Series brings families together, with dual hydromassage lounges, shallow seats for kids, and the powerful Fluidix® hydromassage Sundance® Spas are known for. The perfect mix of relaxation, swimming, and family fun.

stream

Stream™ Features

Swim

1 Dedicated Swim Pump

2 Stream™ Swim Jets

Stainless Steel Swim Bar

Experience

Patented Fluidix® Jets and up to 6 Massage Varieties

Dual Full-Body Lounges with Swedish Massage

Accu-Ssage™ Therapy Seat

Percussive Therapy Seat

Illuminated Waterfall

Touch Control with Color Screen

Clear Water

SlipStream™ Skimmer

MicroClean® Ultra Filtration System

Craftsmanship

SunStrong® Frame

3-Layer RigidBond® Shell

SunSide® Tool-Free Cabinetry

Exterior Lighting

Convenient Storage Bins

Options

ClearRay Active Oxygen® System

SmartTub® System

Sundance® Fitness Kit

2nd Auxiliary 3kW Heater



Steady Current

The Stream™ Series is perfect for fitness and fun. Stream™ jets create a splash zone for kids and the perfect current for low-impact workouts, including a walk or run with floor mats that add traction where you need it.

Fitness Features


A sturdy stainless steel swim bar above the swim jets is the perfect place to hold on—for kids learning to swim and adults perfecting their form. An anchor point above the swim bar also facilitates resistance training exercises.

Unbeatable Hydromassage

Relax in dual Swedish massage lounges while kids enjoy two shallow seats in the Stream Series. Find the right fit in the spacious swim of the 17, or the compact 13 with additional bench seating.


Stream™ 17

7'8"x17'4"x4'5" ft / 234x528x135 cm



Stream™ 13

7'8"x12'4"x4'2" ft / 234x376x127 cm



Acrylic



Porcelain Platinum Celestite

Cabinetry



Windy Oak Flint Gray Ironwood

All specifications are subject to change without notice. Spa dimensions are approximate and shown in L x W x H. The images are for layout reference; they do not reflect acrylic options. Please see the Sundance® Swim Spas Specifications for additional details.

FINDING The one

Take a closer look at each series,
compare sizes and seating options,
and fall in love with your perfect
Sundance[®] spa or swim spa.


Your story begins here.



Swim Spas

Surf™ 17

Surf™ Series
7'8"x17'4"x4'5" ft
234x528x135 cm




	Surf™ 17
Dry Weight	2,860 lbs (1,297 kg)
Total Filled Weight	18,957 lbs (8,599 kg)
Average Spa Volume	1,930 gal (7,306 liters)
Swim Tank Length	168 inches
Swim Features	Extra-Wide Swim Lane + Swim Selector Control
Total Jets	48 Massage + 8 Swim
Massage Variety	6
Air Blower	No
Filtration System	MicroClean® Ultra
Total Swim Pumps	2
Total Jet Pumps	2
Electrical	240 VAC @ 60A

Specifications may vary by country, please check with your local retailer. All specifications are subject to change without notice. Spa dimensions are approximate and shown in L x W x H. The images are for layout reference; they do not reflect acrylic options. Please see the Sundance® Swim Spas Specifications for additional details.

Swim Spas

Stream™ 17

Stream™ Series
7'8"x17'4"x4'5" ft
234x528x135 cm



Stream™ 13

Stream™ Series
7'8"x12'4"x4'2" ft
234x376x127 cm



	Stream™ 17	Stream™ 13
Dry Weight	2,860 lbs (1,297 kg)	1,748 lbs (793 kg)
Total Filled Weight	18,957 lbs (8,599 kg)	9,788 lbs (4,440 kg)
Average Spa Volume	1,930 gal (7,306 liters)	964 gal (3,649 liters)
Swim Tank Length	168 inches	112 inches
Swim Features	Dedicated Swim Pump + Spacious Swim Tank	Dedicated Swim Pump + Swim Bar
Total Jets	48 Massage + 2 Swim	48 Massage + 2 Swim
Massage Variety	6	6
Air Blower	No	No
Filtration System	MicroClean® Ultra	MicroClean® Ultra
Total Swim Pumps	1	1
Total Jet Pumps	2	2
Electrical	240 VAC @ 50A	240 VAC @ 50A

Specifications may vary by country, please check with your local retailer. All specifications are subject to change without notice. Spa dimensions are approximate and shown in L x W x H. The images are for layout reference; they do not reflect acrylic options. Please see the Sundance® Swim Spas Specifications for additional details.

6+ Seats

Kingston™

980™ Series
7'8"x8'4"x2'10" ft
234x254x86 cm



Aspen®

880™ Series
7'5"x9'2"x3'4" ft
226x280x102 cm



Optima®

880™ Series
7'5"x7'5"x3'1" ft
226x226x94 cm



Vistamar®

880™ Series
7'x7'x3'1" ft
213x213x94 cm



	Kingston™	Aspen®	Optima®	Vistamar®
Dry Weight	1,048 lbs (475 kg)	1,240 lbs (562 kg)	944 lbs (428 kg)	874 lbs (396 kg)
Total Filled Weight	5,310 lbs (2,409 kg)	5,456 lbs (2,475 kg)	4,906 lbs (2,225 kg)	3,626 lbs (1,645 kg)
Average Spa Volume	401 gal (1,518 liters)	505 gal (1,912 liters)	355 gal (1,344 liters)	330 gal (1,249 liters)
Total Jets	57+12 Air Injector Jets	66+6 Air Injector Jets	49+8 Air Injector Jets	41+10 Air Injector Jets
Massage Variety	8	10	9	9
Air Blower	Yes	Yes	Yes	Yes
Filtration System	MicroClean® Ultra	MicroClean® Ultra	MicroClean® Ultra	MicroClean® Ultra
Total Jet Pumps	3	3	2	2
Electrical	240 VAC @ 50A or 60A	240 VAC @ 50A or 60A	240 VAC @ 40A, 50A, or 60A	240 VAC @ 40A, 50A, or 60A

Specifications may vary by country, please check with your local retailer. All specifications are subject to change without notice. Spa dimensions are approximate and shown in L x W x H. The images are for layout reference; they do not reflect acrylic options. Please see the Sundance® Spas Specification Handbook for additional details.

6+ Seats

Chelsee®

780™ Series
7'5"x7'5"x3'1.5" ft
226x226x96 cm

McKinley®

680™ Series
7'5"x7'5"x3' ft
226x226x92 cm



Edison®

680™ Series
7'x7'x3' ft
213x213x92 cm




	Chelsee®	McKinley®	Edison®
Dry Weight	873 lbs (396 kg)	787 lbs (357 kg)	737 lbs (334 kg)
Total Filled Weight	5,210 lbs (2,363 kg)	5,166 lbs (2,343 kg)	3,614 lbs (1,639 kg)
Average Spa Volume	400 gal (1,514 liters)	400 gal (1,514 liters)	345 gal (1,306 liters)
Total Jets	40	42	36
Massage Variety	6	6	6
Air Blower	—	—	—
Filtration System	MicroClean®	MicroClean® Mini	MicroClean® Mini
Total Jet Pumps	2	2	2
Electrical	240 VAC @ 40A, 50A, or 60A	240 VAC @ 40A, 50A, or 60A	240 VAC @ 40A, 50A, or 60A

Specifications may vary by country, please check with your local retailer. All specifications are subject to change without notice. Spa dimensions are approximate and shown in L x W x H. The images are for layout reference; they do not reflect acrylic options. Please see the Sundance® Spas Specification Handbook for additional details.

5-6 Seats

Claremont®

980™ Series
7'8"x8'4"x2'10" ft
234x254x86 cm
Lounge



Cameo®

880™ Series
7'5"x7'5"x3'1" ft
226x226x94 cm
Lounge



Altamar®

880™ Series
7'x7'x3'1" ft
213x213x94 cm
Lounge



Hamilton™

780™ Series
7'5"x7'5"x3'1.5" ft
226x226x96 cm
Lounge



	Claremont®	Cameo®	Altamar®	Hamilton™
Dry Weight	1,045 lbs (474 kg)	898 lbs (407 kg)	850 lbs (386 kg)	826 lbs (375 kg)
Total Filled Weight	5,348 lbs (2,426 kg)	3,808 lbs (1,727 kg)	3,394 lbs (1,539 kg)	4,996 lbs (2,266 kg)
Average Spa Volume	405 gal (1,533 liters)	350 gal (1,325 liters)	305 gal (1,155 liters)	393 gal (1,488 liters)
Total Jets	59+6 Air Injector Jets	53+6 Air Injector Jets	40+6 Air Injector Jets	41
Massage Variety	10	10	9	6
Air Blower	Yes	Yes	Yes	—
Filtration System	MicroClean® Ultra	MicroClean® Ultra	MicroClean® Ultra	MicroClean®
Total Jet Pumps	3	2	2	2
Electrical	240 VAC @ 50A or 60A	240 VAC @ 40A, 50A, or 60A	240 VAC @ 40A, 50A, or 60A	240 VAC @ 40A, 50A, or 60A

Specifications may vary by country, please check with your local retailer. All specifications are subject to change without notice. Spa dimensions are approximate and shown in L x W x H. The images are for layout reference; they do not reflect acrylic options. Please see the Sundance® Spas Specification Handbook for additional details.

5-6 Seats

Bristol®

780™ Series
7'x7'x3'1.5" ft
213x213x96 cm
Lounge



Ramona®

680™ Series
7'5" x 7'5" x 3' ft
226x226x92 cm
Lounge



Peyton™

680™ Series
7'x7'x3' ft
213x213x92 cm
Lounge



	Bristol®	Ramona®	Peyton™
Dry Weight	745 lbs (338 kg)	791 lbs (359 kg)	736 lbs (334 kg)
Total Filled Weight	4,331 lbs (1,965 kg)	3,960 lbs (1,796 kg)	3,447 lbs (1,564 kg)
Average Spa Volume	350 gal (1,325 liters)	380 gal (1,438 liters)	325 gal (1,230 liters)
Total Jets	38	38	34
Massage Variety	6	6	6
Air Blower	—	—	—
Filtration System	MicroClean®	MicroClean® Mini	MicroClean® Mini
Total Jet Pumps	2	2	2
Electrical	240 VAC @ 40A, 50A, or 60A	240 VAC @ 40A, 50A, or 60A	240 VAC @ 40A, 50A, or 60A

Specifications may vary by country, please check with your local retailer. All specifications are subject to change without notice. Spa dimensions are approximate and shown in L x W x H. The images are for layout reference; they do not reflect acrylic options. Please see the Sundance® Spas Specification Handbook for additional details.

4-5 Seats

Marin®

880™ Series
6'4"x7'7"x2'10" ft
193x231x87 cm
Lounge



Montclair™

780™ Series
6'3"x7'7"x2'10.5" ft
191x231x88 cm
Lounge



Prado®

680™ Series
6'8"x6'8"x2'9" ft
203x203x84 cm



	Marin®	Montclair™	Prado®
Dry Weight	838 lbs (380 kg)	790 lbs (358 kg)	603 lbs (274 kg)
Total Filled Weight	3,298 lbs (1,496 kg)	4,251 lbs (1,928 kg)	2,897 lbs (1,314 kg)
Average Spa Volume	295 gal (1,117 liters)	310 gal (1,173 liters)	275 gal (1,041 liters)
Total Jets	45+4 Air Injector Jets	30	26
Massage Variety	9	6	5
Air Blower	Yes	—	—
Filtration System	MicroClean® Ultra	MicroClean®	MicroClean® Mini
Total Jet Pumps	2	2	1
Electrical	240 VAC @ 40A or 60A	240 VAC @ 40A or 60A	120 VAC @ 15A or 240 VAC @ 30A or 40A

Specifications may vary by country, please check with your local retailer. All specifications are subject to change without notice. Spa dimensions are approximate and shown in L x W x H. The images are for layout reference; they do not reflect acrylic options. Please see the Sundance® Spas Specification Handbook for additional details.

2-3 Seats

Capri®

880™ Series
5'9"x6'10"x2'6.5" ft
175x208x78 cm
Lounge



Dover™

780™ Series
5'9"x6'10"x2'7" ft
175x208x79 cm



Alicia™

680™ Series
5'9"x6'8"x2'9" ft
175x203x84 cm



	Capri®	Dover™	Alicia™
Dry Weight	660 lbs (299 kg)	620 lbs (281 kg)	583 lbs (264 kg)
Total Filled Weight	2,286 lbs (1,037 kg)	3,247 lbs (1,473 kg)	2,334 lbs (1,059 kg)
Average Spa Volume	195 gal (738 liters)	230 gal (871 liters)	210 gal (795 liters)
Total Jets	36+4 Air Injector Jets	23	21
Massage Variety	7	5	3
Air Blower	Yes	—	—
Filtration System	MicroClean® Ultra	MicroClean®	MicroClean® Mini
Total Jet Pumps	1	1	1
Electrical	240 VAC @ 40A or 50A	120 VAC @ 15A or 240 VAC @ 30A or 40A	120 VAC @ 15A or 240 VAC @ 30A or 40A

Specifications may vary by country, please check with your local retailer. All specifications are subject to change without notice. Spa dimensions are approximate and shown in L x W x H. The images are for layout reference; they do not reflect acrylic options. Please see the Sundance® Spas Specification Handbook for additional details.



MEET THE

Sundan

JUN

From the responsive service of our expert dealers and after-sales care teams, to the assurance of a solid warranty, you'll love the Sundance experience. It's how we share the Sundance[®] hug.

nce[®]

miu


PRESENCE

A global brand

You can find Sundance® Spas in more than 400 retail locations, in over 65 countries. Over the past 45 years, thanks to an earned reputation for integrity, we have become a global brand presence.

We invite you to join the Sundance® Spas family.

Algeria
Australia
Austria
Belarus
Belgium
Bosnia/Herzegovina
Bulgaria
Canada
Canary Islands
China
Colombia
Costa Rica
Croatia
Cyprus
Czech Republic
Egypt
Estonia
France
French Polynesia
Germany
Greece
The Grenadines
Hong Kong
Hungary
Iceland
India
Indonesia
Ireland
Israel
Italy
Japan
Kenya
Latvia
Liechtenstein
Lithuania
Luxembourg
Malaysia
Maldives
Malta
Mexico
Montenegro
Morocco
Netherlands
Netherlands Antilles
New Zealand
Nigeria
Norway
Panama
Philippines
Poland
Portugal
Romania
Singapore
Slovakia
Slovenia
South Korea
Sri Lanka
St. Vincent
Sweden
Switzerland
Taiwan
Thailand
Turkey
United Kingdom
United States
Uruguay
Vietnam
Virgin Islands



A world of Sundance® Spas

SERVICE

Retail perfected



We take great pride in partnering with exceptional retailers who share our passion for quality and customer care. This year, we were thrilled to honor Goodall Pools & Spas as our Dealer of the Year. Their unwavering commitment to excellence shines through in each interaction. Every Goodall teammate ensures their customers experience the joy of Sundance® Spas every day of the year.





Love, love, love my Sundance spa
and won't ever buy anything else.

Manpreet from Beaumont

Just purchased my third
Sundance Spa and am extremely
happy with it as well as the exceptional
service from the dealer.

Brad from Edmonton

*Great massage and easy to use [as]
I am a new hot tub owner. I have
severe back pain with numbness.
After 20 min a day, I can go without
pain for 1-2 hrs.*

Teri from Colorado

Live the Sundance® life

We narrowed down our spa search to Sundance
and another brand. We chose Sundance due to their customer
service history, the knowledge, friendliness, and honest
dealer at Sunspa Calgary.

Carrie from Calgary

*The quality of my Sundance
spa is top notch and the service
we received from Terry the owner
of the spa store was awesome.*

Olga from Brighton

Our Sundance spa is the best
purchase we've ever made...
should have bought this years ago.
It's our family happy place.

Laura from Sacramento

Sunlight dances with water
The mood lifts like steam
Conversations flow easily
Memories bubble up
Stress floats away

There's a perfect spot for everyone.

SundanceSpas.com
14525 Monte Vista Avenue
Chino, California 91710

©2025 Sundance Spas, Inc. All rights reserved. Sundance® is a registered trademark of Sundance Spas, Inc. All other brands, product names, company names, trade names, and trademarks used are the property of their respective owners. Sundance may add to, change, or remove any part of these materials at any time, without notice. Reproduction in whole or in part without written permission is prohibited. International products may be configured differently to meet local electrical requirements. Dimensions are approximate.

Part No: 6890-043L
01/25

Sundance® Spas